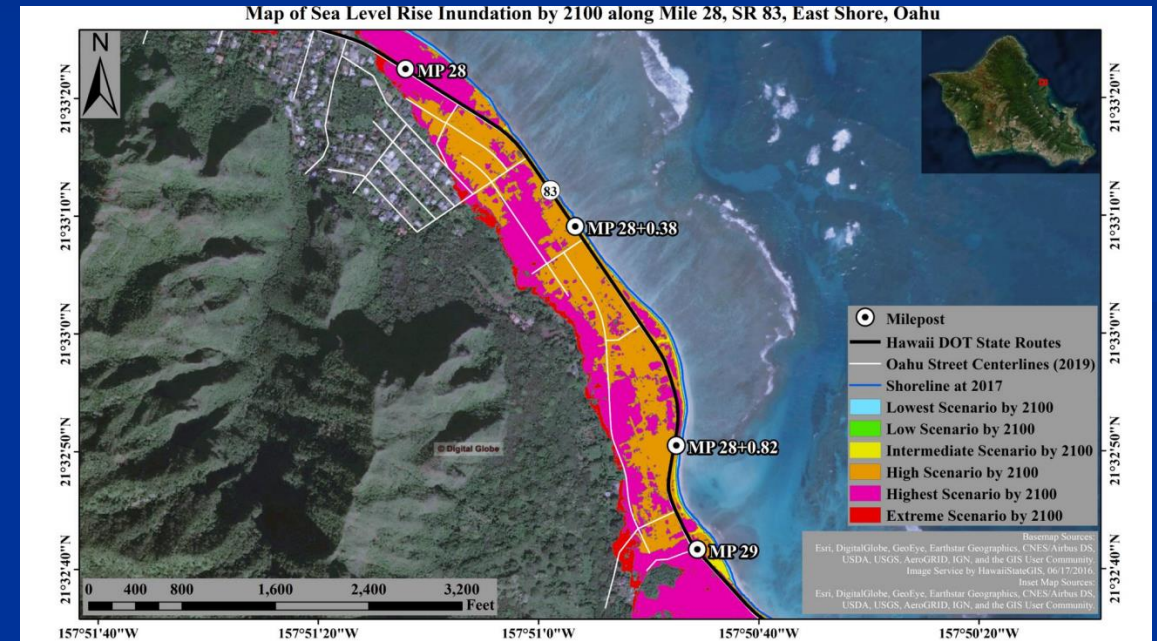



# Statewide Coastal Highway Program Report

Key findings include:

- Prioritization of coastal highway sections taking into account susceptibility of sections to erosion and system connectivity
- Creation of index approach (CRESI) that addresses Hawaiian geomorphology and existing infrastructure
- Need for future study of the effects of mitigation on surrounding shorelines






# Current Impacts on Highways



Jan. 3




Jan. 23



Feb. 29





# End Result

